

SERVICE INSTRUCTIONS

REFERENCE: FSA202213

DATE: 19.09.2022

SUBJECT: FSA202213 F-Max Vehicles BCU Update

FSA TYPE: Next Service Visit

Service Application - FSA202213 F-MAX BCU Update

VIN List:

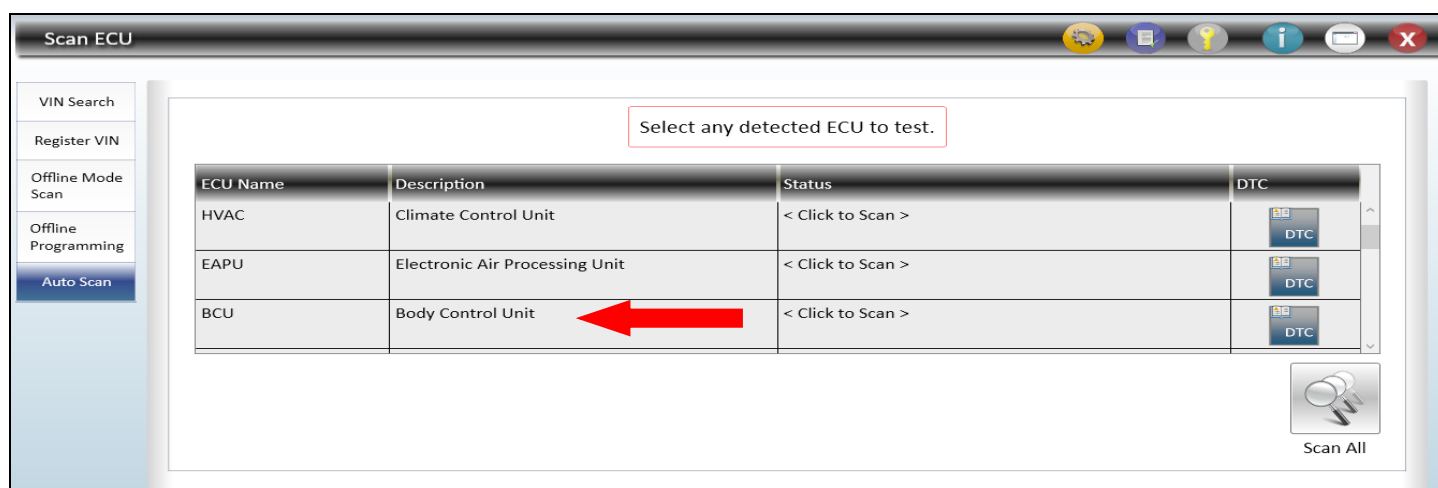
VIN list is given in EW System (FSA202213)

Labour:

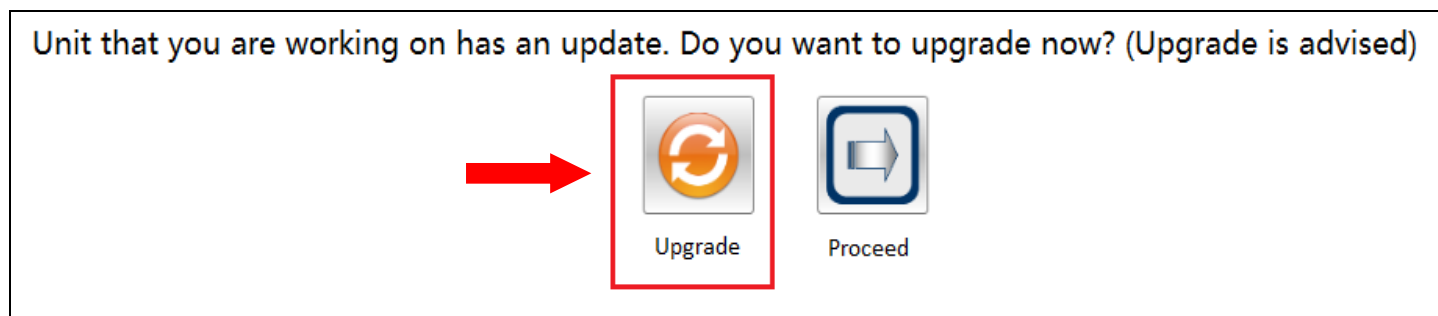
Labour Code	Description	Duration
29C005 D	BCU Flashing	0,4 Hours

In order to prevent the battery discharge problem occurring in F-MAX vehicles, the BCU module programming is required.

After the update, the software version should be checked on the module information reading screen. The software number should be JC46-14C100-DC_v0_.vbf or higher.



- After you select BCU by clicking 'Click to Scan', click one more time to go into of BCU module.
- After you go into BCU, if below screen is seen, please click 'Upgrade' button. It can take 5-8 minutes if the module has update. During this time, please do not engage with computer for other works and be sure that battery and network speed is ok.



After the update, the software version should be checked on the module information reading screen. The software number should be JC46-14C100-DC_v0_.vbf or higher.

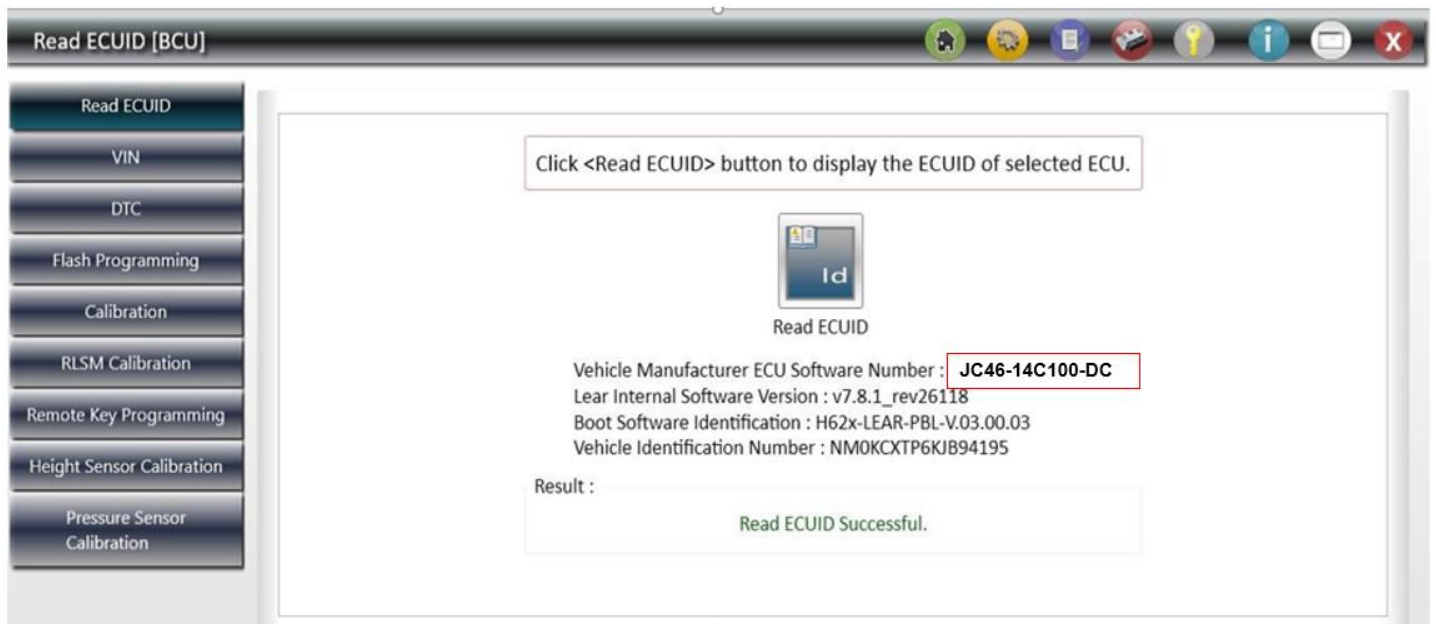
SERVICE INSTRUCTIONS

REFERENCE: FSA202213

DATE: 19.09.2022

SUBJECT: FSA202213 F-Max Vehicles BCU Update

FSA TYPE: Next Service Visit



- If Upgrade button is not seen; please continue as normal BCU update process by clicking **Flash Programming**.

SERVICE INSTRUCTIONS

REFERENCE: FSA202213

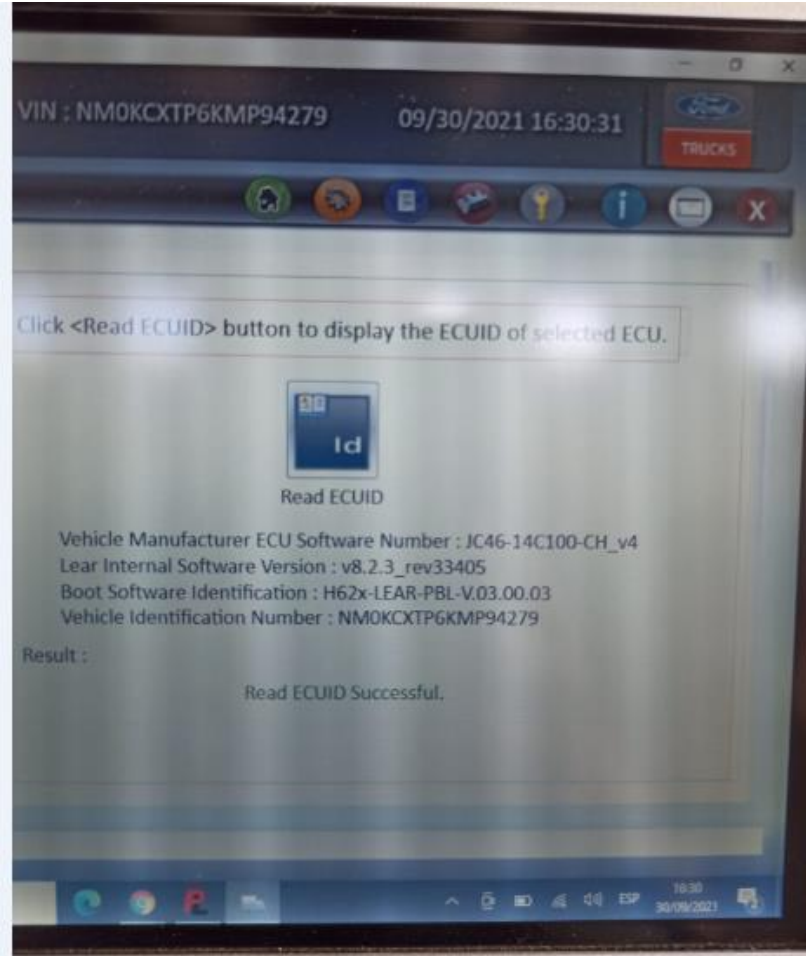
DATE: 19.09.2022

SUBJECT: FSA202213 F-Max Vehicles BCU Update

FSA TYPE: Next Service Visit

IMPORTANT!

After flashing process, screenshot which is including VIN Number and software version (Software number must be **JC46-14C100-DC** or higher) from Read ECUID screen must be added to the claim card.



Best Regards,
Ford Trucks Service Engineering
Ford Otomotiv San. A.Ş