

Heavy Commercial Vehicles

Bulletin to be circulated to:	Service Manager	Warranty Manager	Parts Manager	Master Technician	Service Consultant	BMIS
	✓	✓	✓	✓	✓	✓

Subject	H476MCA 9S Eaton Manual Transmission Shifter Replacement
Variant	2016 MY (H476 MCA)
Abstract	This TSB released to explain details for Shifter Replacement in vehicles with 9S EATON Manual transmissions

Parts

Part Number	Part Name	Quantity
JC46-7213-BA	9S Shifter	1
JC46-14B475-EVB	Electrical Repair Kit	1

Labor

Labor Code	Labor Name	Duration (Hour)
16C043 FG	Gear Shift Lever R/I	1,1

Service Procedure

Following process steps must be followed during shifter replacement when the part is damaged or cannot perform its function.

1. The shift knob wiring connector must be detached from the current wiring on vehicle. Use the connectors and terminal which included in the kit **(JC46 14B475 EVB)** instead of current one. **(Photo-1)**
2. Use the terminals on new connector **Pin Number 3 and Pin Number 4**
3. After installation of new shifter **(JC46-7213-BA)**, use the new connector with the new part.

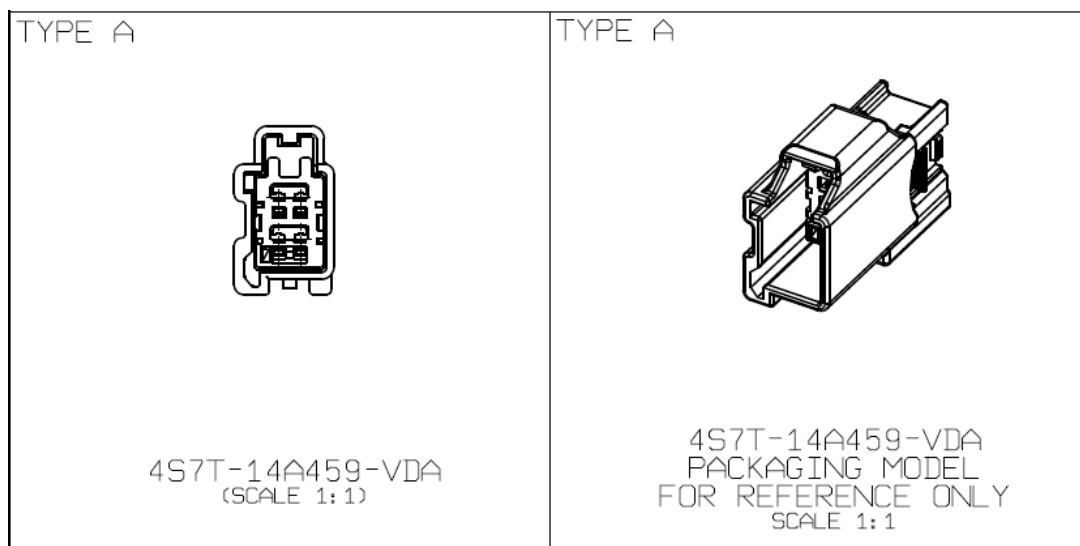



Photo 1




Photo 2

Regards,

Ford Trucks Service Engineering